

# Mrs. Duffey's Lesson Plan

**Class:** Algebra I

**Lesson:** "Which One Doesn't Belong"

**Learning Target:** Students will use **Standards for Student Mathematical Practice**, Practice #8, *Look for and express regularity in repeated reasoning* in Linear Equations.

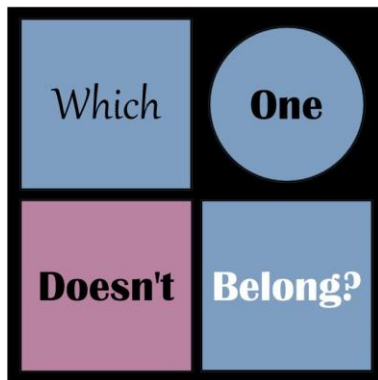
**Materials Needed:**

- Graphing Calculators
- Graph paper
- Drawing paper
- Rulers
- Markers

**Pre-Lesson:** Sesame Street Video - <https://www.youtube.com/watch?v=FCIGhto1vlg>

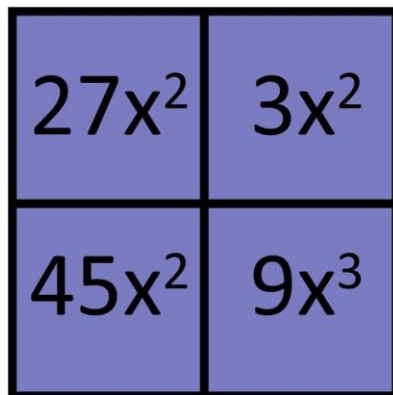
**Class Activity:** Which one doesn't belong website - <http://wodb.ca/>

1. *Which One Doesn't Belong* on the home page



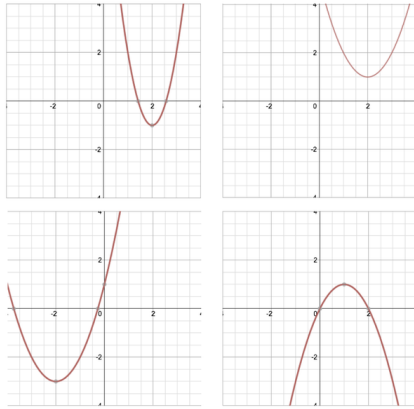
Different font/italics	circle
Pink background	White font

2. Go to the Numbers tab and choose #4



27 is the only perfect cube	3 is the only prime number
45 is not a power of 3	X is not squared

3. Go to Graphs and choose #30



Narrower than the rest	Doesn't cross x
Shows a portion of the graph in Q 2	Parabola faces down

**Group Work Activity:**

Students will work in a group to create a "Which one does not belong" Grid.

Requirements:

- This must pertain to Linear Equations in some way
- Each of the 4 grids must be different from every other grid in some way.

**Formative Assessment:** Students will present their group grids to the rest of the class. If time does not permit (which it probably won't) we will do this tomorrow at the start of class.